



# SCRIEREA

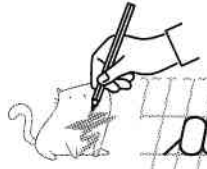
clasa I



# Scrierea literelor a, A și m, M

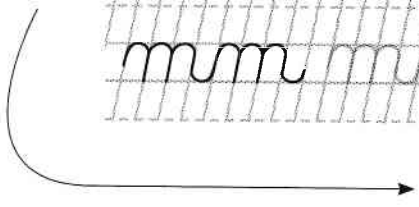
Ai peste 80?  
Lipește steluța pe diplomă.

Trasează literele.



Handwriting practice grid on graph paper with dashed lines. The grid contains the following letters for tracing:

- Row 1: a a
- Row 2: a
- Row 3: A A
- Row 4: A
- Row 5: aa aa
- Row 6: Aa Aa
- Row 7: m m
- Row 8: m
- Row 9: M M
- Row 10: M
- Row 11: Mm Mm
- Row 12: mm mm



= 25 puncte



Trasează, apoi completează rândurile.

Handwriting practice on a grid background. The first row contains the word 'fina' written in cursive. The second row contains the word 'ma' written in cursive. The third row contains the word 'Mama' written in cursive.

Ai peste 80?  
Lipește steluța pe diplomă.

Scrie prima literă a cuvintelor care denumesc imaginile.


Three boxes for handwriting practice. Each box contains an illustration, a grid, and a starting dot. The first box shows a ribbon with a starting dot on the left. The second box shows a flower with a starting dot on the left. The third box shows a bow with a starting dot on the left.

Scrie litera din mijloc a cuvintelor care denumesc imaginile.

Three boxes for handwriting practice. Each box contains an illustration, a grid, and a starting dot. The first box shows a horse with a starting dot in the middle. The second box shows a cart with a starting dot in the middle. The third box shows a bed with a starting dot in the middle.

Scrie ultima literă a cuvintelor care denumesc imaginile.

Three boxes for handwriting practice. Each box contains an illustration, a grid, and a starting dot. The first box shows a chimney with a starting dot on the right. The second box shows a tree with a starting dot on the right. The third box shows a jar with a starting dot on the right.

 = 25 puncte



# Scrierea literelor i, l și n, N

Trasează literele.



Handwriting practice grid for the letter 'i'. It contains two rows of lowercase 'i' and two rows of uppercase 'I' on a grid with dashed midlines.




Handwriting practice grid for the letter 'l'. It contains two rows of lowercase 'l' and two rows of uppercase 'L' on a grid with dashed midlines.



Handwriting practice grid for the letter 'n'. It contains two rows of lowercase 'n' and two rows of uppercase 'N' on a grid with dashed midlines.



Handwriting practice grid for the letter 'n' in cursive. It contains two rows of lowercase 'n' and two rows of uppercase 'N' on a grid with dashed midlines.

 = 25 puncte



Trasează, apoi completează rândurile.

Scrisse prima literă a cuvintelor care denumesc imaginile.

Scrisse litera din mijloc a cuvintelor care denumesc imaginile.

Scrisse ultima literă a cuvintelor care denumesc imaginile.



We know  
books

# Scrierea literelor e, E și r, R

Trasează literele.



e e

e

ē ē

ē



ee

ee



r r

r

R R

R



rr


Rr



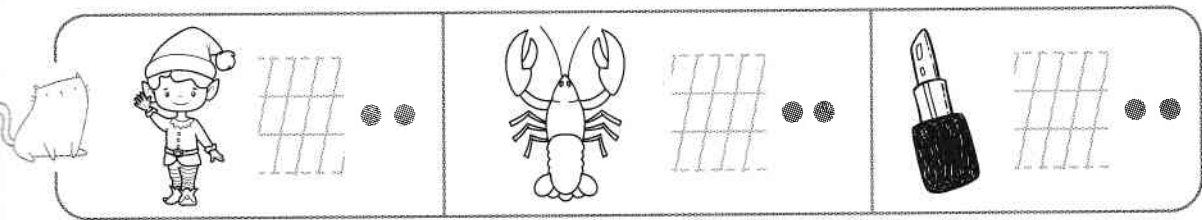
= 25 puncte



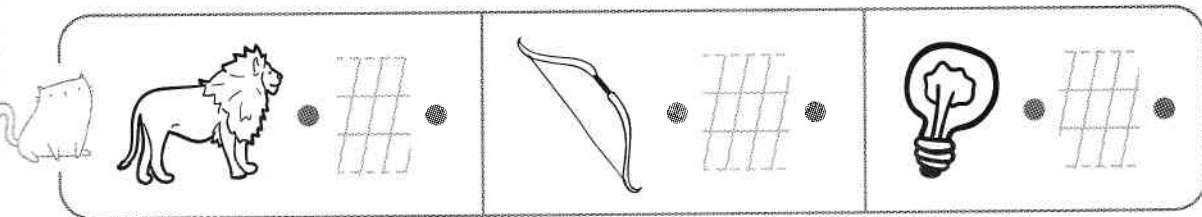
Trasează, apoi completează rândurile.



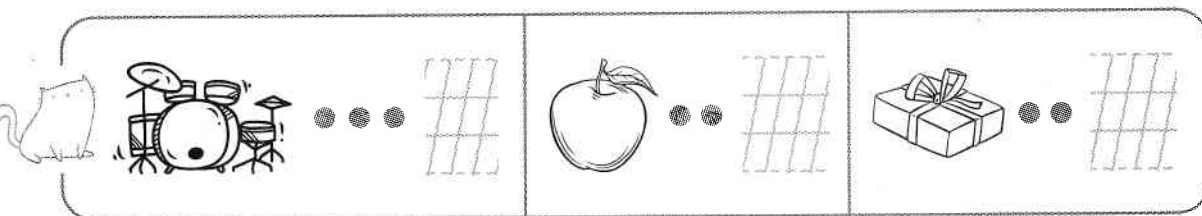
Scrie prima literă a cuvintelor care denumesc imaginile.




Scrie litera din mijloc a cuvintelor care denumesc imaginile.



Scrie ultima literă a cuvintelor care denumesc imaginile.



 = 25 puncte